



# CLASSIC

## SYSTEM CATALOGUE

XS

S

M

M+

## TABLE OF CONTENTS

<b>GOOD TO KNOW</b> .....	<b>4-5</b>
<b>CLASSIC SYSTEMS</b> .....	<b>6-7</b>
<b>XS size systems</b> .....	<b>8-13</b>
Roller blind system	10
Headrail for double rollers system	11
System with closed cassette	12
<b>S size systems</b> .....	<b>14-20</b>
Roller blind system	18
Headrail system	19
System with closed, rounded cassette	20
<b>M size systems</b> .....	<b>21-26</b>
Roller blind system	24
Headrail system	25
System with closed, rounded cassette	26
<b>M+ size systems</b> .....	<b>27-30</b>
Headrail systems	30

## LEGEND

In the Systems Catalogue you can find hyperlinks helping you to find the pages you are looking for. Furthermore, the data sheets contain links for our websites, opened the following ways:



When holding the printed version, read the QR codes with your smartphone and accept to open the browser in the window popping up.



When reading the catalogue online, click on the QR code, then you can browse the website showing the requested systems.

## THE STRUCTURE OF THE CATALOGUE

The catalogue includes three segments, split between two volumes (*RollColor és RollDesign*): **content cards** showing samples of fabrics, a **catalogue for systems** and a **pricelist**. The **content cards** are used for touching your favourite material and finding useful information about our products. Detailed description can be found concerning our systems in the **catalogue for systems**, by means of which you can come to grips with the functioning of roller blinds and double rollers and dive down into our supply. In the **price list** you can find spreadsheets adhering to each of our textiles, which contain the prices of the cut-length fabrics, the maximum sizes, and which system should be chosen for the specific material, based on its size and characteristics. As a result, choosing the correct system has never been so easy!


The products seen in our catalogue are designed exclusively for **indoor use**!

## ROLLER BLIND OR DOUBLE ROLLERS?

**Roller** blinds consist of a stretched textile and the adhering system. In our wide range you can find anything from ethereal, light translucent materials, through blackouts providing complete light insulation, via screens, to trendy transparent materials.

Due to the structure of simple *roller blind* systems, the shading can be fixed after the brackets are mounted on the wall, therefore upon ordering these are packed separately.

In case of the – nowadays very fashionable – **double rollers**, two layers of textile shift in front of one another, which control the amount of incoming light. However, full insulation can not be obtained due to the nature of the product.

Signalled by the pictogram , double rollers can be mounted only on systems equipped with **headrails** or **cassettes**, because only these solutions provide the possibility to fix both layers of textile!

## RECOMMENDED DIMENSIONS, MEASUREMENT

**!** When ordering, give the clean-cut width and the full height of the textile!

Please consider that the adhering mechanism is always wider and higher than the textile itself! The exact dimensions of the chosen system can be found at the description of systems below.

The given full height shall contain the bottom weight too!

## CHOOSING THE TEXTILE

A When scrolling through the volumes of the textile catalogue (*RollColor & RollDesign*), certainly numerous materials are attractive to you, yet before choosing, you have to be sure that the desired textile can be produced in the demanded dimensions. For this, the spreadsheets of the pricelist offers you help, where aside from the biggest possible dimensions and the recommended mechanisms you can find the proposed gross retail prices of the materials.



## AMOUNT OF MATERIAL

When unrolled, it is necessary to leave some material worth of 1,5 times a rotation on the tube, in order to avoid the textile coming off by its own weight. This leeway is always calculated by Szintetika, when the height is given, so you don't have to bother with it. We use a ball chain stopper in order to avoid overuse

## CHOOSING THE SYSTEM

After the textile the next step is choosing the adequate system! The corresponding spreadsheets of the price list contain the biggest possible dimensions and the recommended size category of the systems that can be manufactured, aside from the fabrics' proposed retail gross prices. These categories concern the Classic and Professional product families too, this way you can choose if you prefer the breath-taking customizability of the Professional system or the amazing clarity of the Classic systems.

If you don't favour the recommended system's size for any reason, it is possible to order a system one size bigger, however a smaller structure is not possible to be manufactured due to safety reasons. (For example XS size can not be ordered instead of S, but M size is possible.)

## MOUNTING

The XS sized systems can be fixed on window frames. The S, M & M+ sized systems are mounted on the wall or on the ceiling directly, moreover S-size systems can be equipped with "no-drill" brackets. For the mounting we provide the necessary amount of wall plugs and screws with excellent quality.

**Please consider that in case of fixing on the window frames, the systems are standing out of the plane of the windows, so they may hit the wall or other objects when the windows are opened.**

During assembling pay attention to the mounting to be precisely horizontal, otherwise the system might roll up irregularly, which could lead to damage in the fabric. As an option we recommend to use the adjustable bearing pins for Professional Systems which facilitates the correction of possible mounting inaccuracies.

**!** Our roller blinds and double rollers only work properly when mounted on doors, windows or walls precisely perpendicular to the floor!

## CLEANING

Thanks to the impregnated surface of roller blind and double roller **fabrics**, they are resistant to contamination. Guidelines about the cleaning of different textiles are found on the content cards, in the product information.

The **structures** shall be wiped clean with a dry, or in case of bigger stain with a wet material.

## UNROLLING

In case of **roller blind** materials, the direction of unrolling is variable. By default the systems are made with unrolling at the side of the window.

If **double rollers** or systems with **cassette** is chosen, the blind always unrolls on the side of the window!

## THE SIDE OF THE MECHANISM

When ordering, you can choose the side of the mechanism (right or left).

## LENGTH OF THE BALL CHAIN

The length of the ball chain can be determined for each system. The options for the chosen systems are found in the respective chapter.

ROLLER BLIND SYSTEM



AVAILABLE COLOURS



HEADRAIL SYSTEM



AVAILABLE COLOURS



CASSETTE SYSTEM



AVAILABLE COLOURS



ROLLER BLIND SYSTEM



AVAILABLE COLOURS



HEADRAIL SYSTEM



AVAILABLE COLOURS



CASSETTE SYSTEM



AVAILABLE COLOURS



ROLLER BLIND SYSTEM



AVAILABLE COLOURS



HEADRAIL SYSTEM



AVAILABLE COLOURS



CASSETTE SYSTEM



AVAILABLE COLOURS



HEADRAIL SYSTEM



AVAILABLE COLOURS

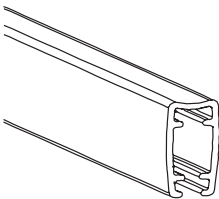


	SYSTEM	TUBE	BRACKET	MOUNTING	NO-DRILL BRACKET	DOUBLE ROLLER	MOTOR
XS	Roller blind	19 mm	hanging/w glue	windows	no	no	no
	Headrail	19 mm	hanging/w glue	windows	no	yes	no
	Cassette	19 mm	with glue	windows	no	yes	no
S	Roller blind	32 mm	metal	wall/ceiling	yes	no	no
	Headrail	32 mm	click	wall/ceiling	yes	yes	no
	Cassette	32 mm	click	wall/ceiling	no	yes	no
M	Roller blind	38 mm	metal	wall/ceiling	no	no	no
	Headrail	38 mm	click	wall/ceiling	no	yes	no
	Cassette	38 mm	click	wall/ceiling	no	yes	no
M+	Headrail	47 mm	click	wall/ceiling	no	yes	no

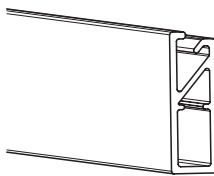
FEATURES

- Equipped with metal brackets above XS
- Controlled with ease
- Advantageous price
- Compatible with roller blind and double roller fabrics
- Systems suitable for the features of the fabrics
- Four size categories
- Simple bottom weights or bottom bars for double rollers
- White coloured with different, coloured ball chains

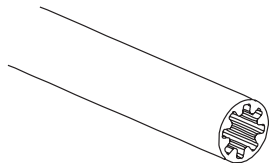
BOTTOM WEIGHT, BOTTOM RAIL



XS bottom weight for roller blind



Narrow, square bottom rail for roller blind



Hollow bottom rail tube for double roller





ROLLER BLIND SYSTEM



AVAILABLE COLOURS



HEADRAIL FOR DOUBLE ROLLERS



AVAILABLE COLOURS



CASSETTE SYSTEM

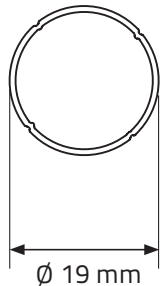


AVAILABLE COLOURS



## FEATURES

- Motion by ball chain
- Plastic bracket, white accessories
- Tube diameter: 19 mm
- 1:1 ratio mechanism
- Capable of mounting on window frames with hanging or with glue
- Side of mechanism and ballchain length is optional



XS SIZE			
SYSTEM	Roller blind	Headrail for double rollers	Cassette
TUBE	19 mm	19 mm	19 mm
BRACKET	hanging/with glue	hanging/with glue	with glue
MOUNTING	hung/glued on door & windows	hung/glued on doors & windows	glued on doors & windows
NO-DRILL BRACKET	no	no	no
DOUBLE ROLLER	no	yes	yes
MOTOR	no	no	no

## AVAILABLE COLOURS



WHITE

## AVAILABLE ACCESSORIES

- Coloured ball chains (not available for cassettes!)
- Side profile (for cassettes)

## FURTHER INFORMATION



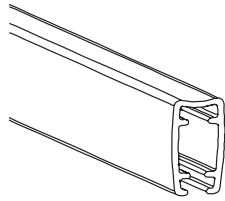
## FEATURES

- **Compatible only with roller blind fabrics**
- Mounting: hanging or gluing on window frames
- With narrow, square bottom weights
- Side of mechanism and ball chain length is optional

## AVAILABLE COLOURS



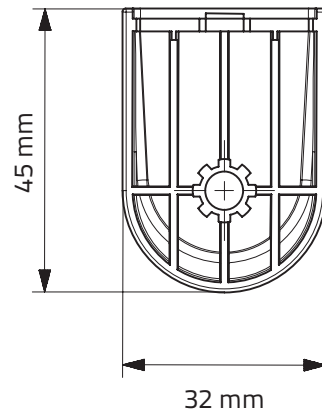
## BOTTOM WEIGHT




XS bottom weight  
for roller blinds

## AVAILABLE ACCESSORIES

- Coloured ball chains



## WIDTH OF THE SYSTEM COMPARED TO THE FABRIC



\* This drawing serves illustration purposes only, designed to show the different dimensions of the system.

## FEATURES

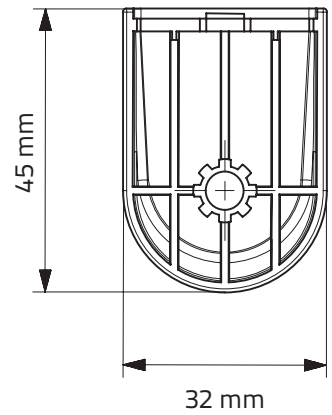
- **Compatible only with double roller fabrics**
- Mounting: gluing on window frames
- With narrow, square bottom weights
- Side of mechanism and ball chain length is optional

## AVAILABLE COLOURS

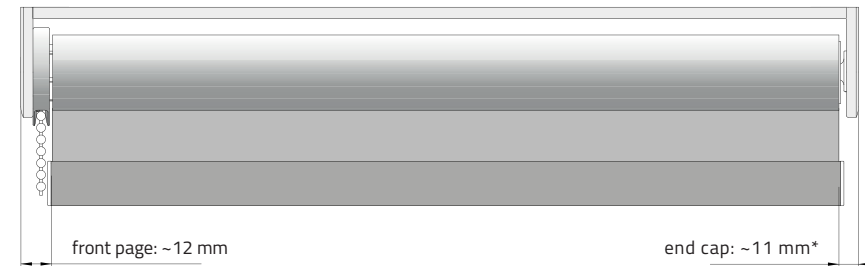


## AVAILABLE ACCESSORIES

- Coloured ball chains



## WIDTH OF THE SYSTEM COMPARED TO THE FABRIC



\* This drawing serves illustration purposes only, designed to show the different dimensions of the system.

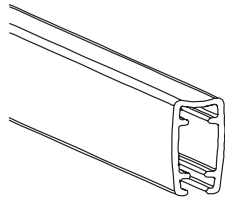
## FEATURES

- **Compatible with roller blind and double roller fabrics**
- Mounting: hanging on window frames
- The closed bracket stops the fabric from contamination
- Side of mechanism and ball chain length is optional

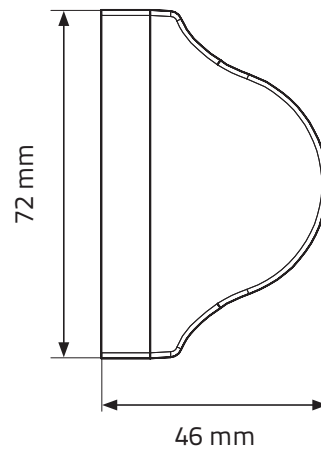
## AVAILABLE COLOURS



## BOTTOM WEIGHT



XS bottom weight  
for roller blinds



## WIDTH OF THE SYSTEM COMPARED TO THE FABRIC



\* This drawing serves illustration purposes only, designed to show the different dimensions of the system.

## DOUBLE ROLLER

**Double rollers** are blinds, where two layers of textile shift in front of one another, which control the amount of incoming light.

Full light insulation is not possible due to the nature of the product.



## AVAILABLE ACCESSORIES

- **Side profile:** Rails **glued** on window frames, covering the slits at the side of the blinds, making complete insulation possible with the help of blackout fabrics. Its other advantage is keeping the material in the frame of the side profiles.







**S** **SIZE**  
SYSTEMS

[WWW.SZINTETIKA.HU](http://WWW.SZINTETIKA.HU)



ROLLER BLIND SYSTEM



AVAILABLE COLOURS



HEADRAIL SYSTEM



AVAILABLE COLOURS



CASSETTE SYSTEM

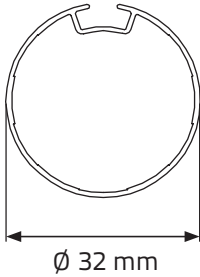


AVAILABLE COLOURS



FEATURES

- Motion by ball chain
- Mounting: Metal brackets, white accessories
- Tube diameter: 32 mm
- 1:1 ratio mechanism
- Capable of mounting on wall or on the ceiling
- Side of mechanism and ball chain length is optional



Ø 32 mm

S SIZE

SYSTEM	Roller blind	Headrail	Cassette
TUBE	32 mm	32 mm	32 mm
BRACKET	metal	click	click
MOUNTING	wall/ceiling	wall/ceiling	wall/ceiling
NO-DRILL BRACKET	yes	yes	no
DOUBLE ROLLER	no	yes	yes
MOTOR	no	no	no

AVAILABLE COLOURS



WHITE

AVAILABLE ACCESSORIES

- Coloured ball chains
- Coloured bottom weight
- Squared oversized bottom weight for roller blind (450 g)
- „No-drill“ bracket

FURTHER  
INFORMATION



COLOURED BALL CHAINS

Any white system is easily customizable, if you choose to have a coloured plastic or metal ball chain matching the colour of the fabric.

• PLASTIC COLOURS



BLACK



GREY



ANTHRACITE



BRONZE

• METAL COLOURS




ANTIQUE GOLD



BLACK NICKEL



NICKEL



MATT COPPER



MATT SILVER



MATT GOLD

„NO-DRILL“ BRACKET



Brackets that can be fixed on opening windows, with the help of which systems can be mounted on windows or doors without drilling.

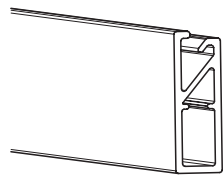
## FEATURES

- Compatible only with roller blind fabrics
- Mounting: wall or ceiling with drilling
- White colour with coloured ball chain
- Metal bracket
- Side of mechanism and ball chain length is optional

## AVAILABLE COLOURS



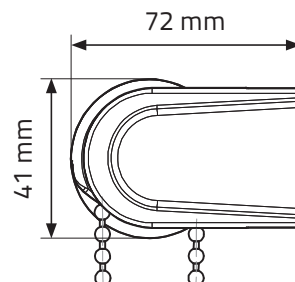
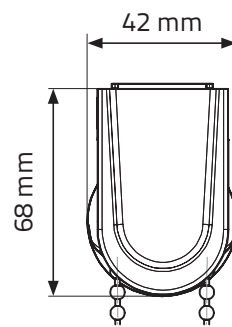
## BOTTOM WEIGHT



Narrow, square bottom weight for roller blind

CEILING MOUNTING


WALL MOUNTING



## AVAILABLE ACCESSORIES

- Coloured ball chains
- Coloured bottom weight
- Squared oversized bottom weight for roller blind (450 g)
- „No-drill“ bracket

## WIDTH OF THE SYSTEM COMPARED TO THE FABRIC



\* This drawing serves illustration purposes only, designed to show the different dimensions of the system.

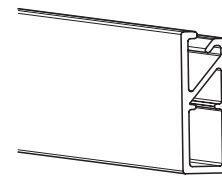
## FEATURES

- Compatible with roller blind and double roller fabrics
- Mounting: wall or ceiling with drilling
- White colour with coloured ball chain
- Click bracket
- Side of mechanism and ball chain length is optional

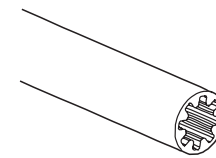
## AVAILABLE COLOURS



## BOTTOM WEIGHT



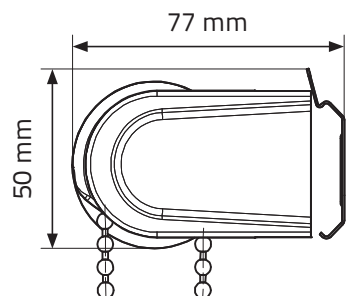
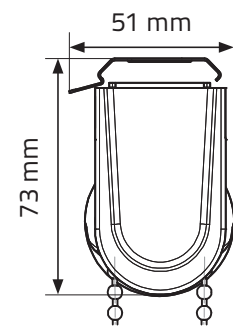
Narrow, square bottom weight for roller blind



Hollow bottom rail tube for double roller

CEILING MOUNTING

WALL MOUNTING



## AVAILABLE ACCESSORIES

- Coloured ball chains
- Coloured bottom weight
- Squared oversized bottom weight for roller blind (450 g)
- „No-drill“ bracket

## WIDTH OF THE SYSTEM COMPARED TO THE FABRIC



\* This drawing serves illustration purposes only, designed to show the different dimensions of the system.



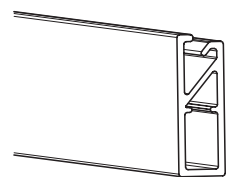
## FEATURES

- Compatible with roller blind and double roller fabrics
- Mounting: wall or ceiling with drilling
- White colour with coloured ball chain
- Metal "click" bracket
- The closed cassette stops the fabric from contamination
- Side of mechanism and ball chain length is optional

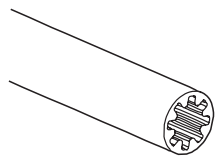
## AVAILABLE COLOURS



## BOTTOM WEIGHT



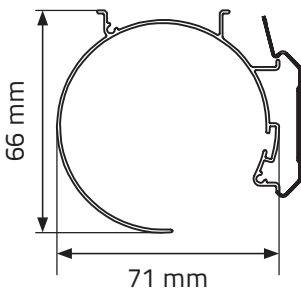
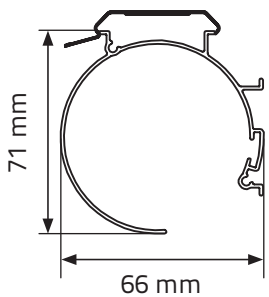
Narrow, square bottom weight for roller blind



Hollow bottom rail tube for double roller

CEILING MOUNTING

WALL MOUNTING



## AVAILABLE ACCESSORIES

- Coloured ball chains
- Coloured bottom weight
- Squared oversized bottom weight for roller blind (450 g)

## WIDTH OF THE SYSTEM COMPARED TO THE FABRIC



\* This drawing serves illustration purposes only, designed to show the different dimensions of the system.



**M** **SIZE**  
**SYSTEMS**

WWW.SZINTETIKA.HU





ROLLER BLIND SYSTEM



AVAILABLE COLOURS



HEADRAIL SYSTEM



AVAILABLE COLOURS



CASSETTE SYSTEM




AVAILABLE COLOURS



FEATURES

- Motion by ball chain
- Mounting: Metal brackets, white accessories
- Tube diameter: 38 mm
- 1:1 ratio mechanism
- Capable of mounting on wall or on the ceiling
- Side of mechanism and ball chain length is optional



M SIZE			
SYSTEM	Roller blind	Headrail	Cassette
TUBE	38 mm	38 mm	38 mm
BRACKET	metal	click	click
MOUNTING	wall/ceiling	wall/ceiling	wall/ceiling
NO-DRILL BRACKET	no	no	no
DOUBLE ROLLER	no	yes	yes
MOTOR	no	no	no

AVAILABLE COLOURS



WHITE

AVAILABLE ACCESSORIES

- Coloured ball chains
- Coloured bottom weight
- Squared oversized bottom weight for roller blind (450 g)

FURTHER  
INFORMATION



COLOURED BALL CHAINS

Any white system is easily customizable, if you choose to have a coloured plastic or metal ball chain matching the colour of the fabric.

• PLASTIC COLOURS



BLACK



GREY



ANTHRACITE



BRONZE

• METAL COLOURS



ANTIQUE GOLD



BLACK NICKEL




NICKEL



MATT COPPER



MATT GOLD



MATT COPPER

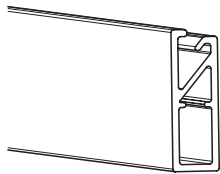
## FEATURES

- Compatible only with roller blind fabrics
- Mounting: wall or ceiling with drilling
- White colour with coloured ball chain
- Metal bracket
- Side of mechanism and ball chain length is optional

## AVAILABLE COLOURS



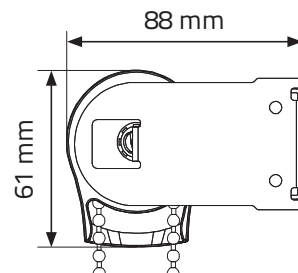
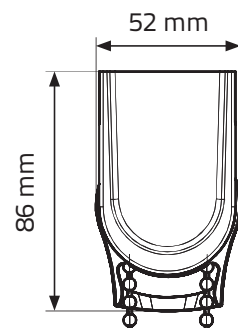
## BOTTOM WEIGHT



Narrow, square bottom  
weight for roller blind

CEILING MOUNTING


WALL MOUNTING



## AVAILABLE ACCESSORIES

- Coloured ball chains
- Coloured bottom weight
- Squared oversized bottom weight for roller blind (450 g)

## WIDTH OF THE SYSTEM COMPARED TO THE FABRIC



\* This drawing serves illustration purposes only, designed to show the different dimensions of the system.


## FEATURES

- Compatible with roller blind and double roller fabrics
- Mounting: wall or ceiling with drilling
- White colour with coloured ball chain
- Click bracket
- Side of mechanism and ball chain length is optional

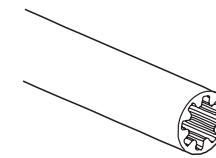
## AVAILABLE COLOURS



## BOTTOM WEIGHT



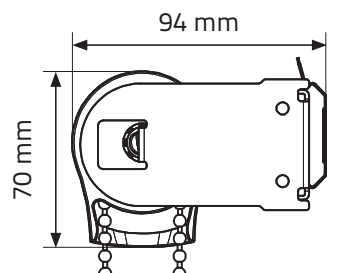
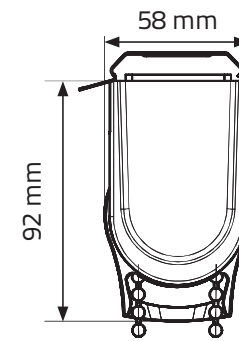
Narrow, square bottom rail  
for roller blind



Hollow bottom rail tube  
for double roller

CEILING MOUNTING

WALL MOUNTING



## AVAILABLE ACCESSORIES

- Coloured ball chains
- Coloured bottom weight
- Squared oversized bottom weight for roller blind (450 g)

## WIDTH OF THE SYSTEM COMPARED TO THE FABRIC



\* This drawing serves illustration purposes only, designed to show the different dimensions of the system.

## FEATURES

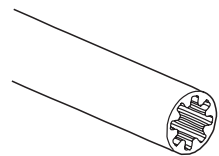
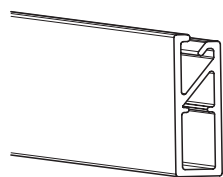
- Compatible with roller blind and double roller fabrics
- Mounting: wall or ceiling with drilling
- White colour with coloured ball chain
- Metal "click" bracket
- The closed cassette stops the fabric from contamination
- Side of mechanism and ball chain length is optional



## AVAILABLE COLOURS



## BOTTOM WEIGHT

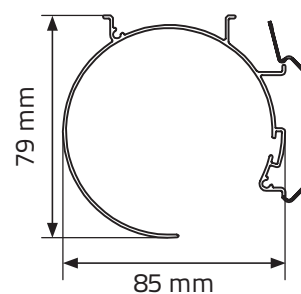
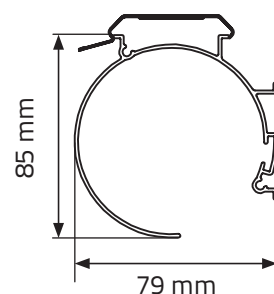


Narrow, square bottom weight for roller blind

Hollow bottom rail tube for double roller

CEILING MOUNTING

WALL MOUNTING



## AVAILABLE ACCESSORIES

- Coloured ball chains
- Coloured bottom weight
- Squared oversized bottom weight for roller blind (450 g)

## WIDTH OF THE SYSTEM COMPARED TO THE FABRIC



\* This drawing serves illustration purposes only, designed to show the different dimensions of the system.



**SIZE**  
**SYSTEMS**

WWW.SZINTETIKA.HU





HEADRAIL SYSTEM

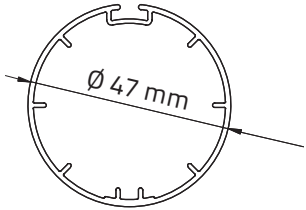


AVAILABLE COLOURS



FEATURES

- Motion by ball chain
- Mounting: Metal brackets, white accessories
- Tube diameter: 47 mm
- 1:10 ratio ball bearing mechanism, which can be used comfortably in case of heavy materials too
- Capable of mounting on wall or on the ceiling
- Side of mechanism and ball chain length is optional



M+ SIZE	
SYSTEM	Headrail
TUBE	47 mm
BRACKET	click
MOUNTING	wall/ceiling
NO-DRILL BRACKET	no
DOUBLE ROLLER	yes
MOTOR	no

AVAILABLE COLOURS



WHITE

AVAILABLE ACCESSORIES

- Coloured ball chains
- Coloured bottom weight
- Squared oversized bottom weight for roller blind (450g)

FURTHER  
INFORMATION



COLOURED BALL CHAINS

Any white system is easily customizable, if you choose to have a coloured plastic or metal ball chain matching the colour of the fabric.

• PLASTIC COLOURS



BLACK



GREY



ANTHRACITE



BRONZE

• METAL COLOURS



ANTIQUE GOLD



BLACK NICKEL



NICKEL



MATT COPPER



MATT GOLD



MATT COPPER

## FEATURES

- Compatible with roller blind and double roller fabrics
- Mounting: wall or ceiling with drilling **with extra charge:** "no-drill" bracket on window frame
- White colour with coloured ball chain
- Click bracket
- 1:10 ratio ball bearing mechanism,
- which can be used comfortably in case of heavy materials too



## AVAILABLE COLOURS



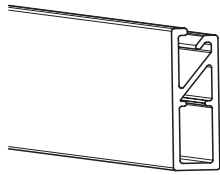
## BOTTOM WEIGHT

XS

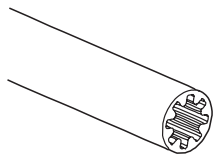
S

M

M<sup>+</sup>

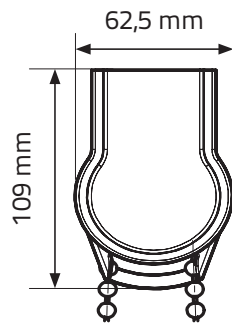


Narrow, square bottom weight for roller blind

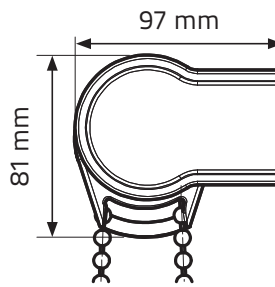


Hollow bottom rail tube for double roller

CEILING MOUNTING



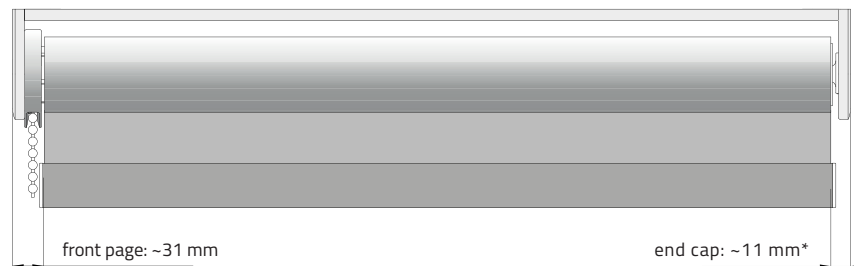
WALL MOUNTING



## AVAILABLE ACCESSORIES

- Coloured ball chains
- Coloured bottom weight
- Squared oversized bottom weight for roller blind (450 g)

## WIDTH OF THE SYSTEM COMPARED TO THE FABRIC



\* This drawing serves illustration purposes only, designed to show the different dimensions of the system.

**Szintetika Kft.** does not take responsibility for any typographical errors in these issues. The images serve illustration purposes only, the products might be slightly different (*i.e. in colour, shape, certain components*). We maintain the right of product modification in the field of colour, shape, material and certain components. Szintetika Kft. is not liable for any damage resulting improper use. **The components in the catalogue are only compatible with products offered by Szintetika Kft.** The information provided here is not complete.

For more information please contact our service agents or call **+36 96 618 200** or inquire at email address **office@szintetika.hu**.

